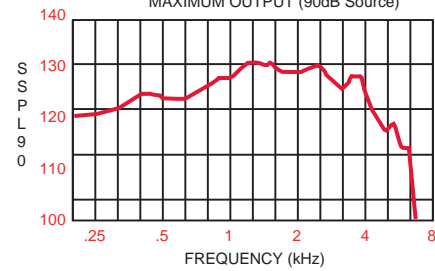


Independence BTE₃-161

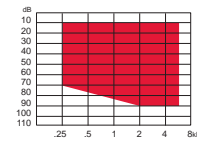
ANSI Test Data

SSPL 90

MAXIMUM OUTPUT (90dB Source)

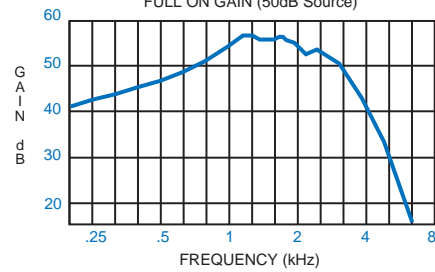


FITTING RANGE



GAIN

FULL ON GAIN (50dB Source)



SPECIFICATION

MAX SSPL 90	130 dB	± 4
HFA SSPL 90	128 dB	± 4
MAX FOG	55 dB	± 5
HFA FOG	53 dB	± 5
THD 500 Hz	≤ 5%	MAX
800 Hz	≤ 3%	MAX
1.6 KHz	≤ 3%	MAX
EIN	≤ 23dB	MAX
BATT. DRAIN	1.2 mA	MAX